

Player Scoring - Setup

It is now possible to enable "Player Scoring" in stroke play competitions with start lists.

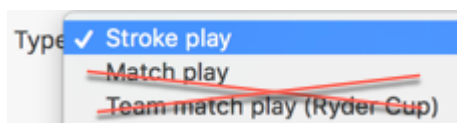
This means that players can use their smartphones to enter scores during play in a competition.

This will make it possible for normal competitions to look like various tours with livescoring, where you can track scores instantly - but it will also ease the work of the competition administrator after the round, as scores have already been entered. Then, the administrator must "simply" compare the scores with the physical scorecard (which still must be handed out as this is the official scorecard), which will ease the score entry work for most competition administrators.

We have made Player Scoring very user friendly and as a player you can be notified either by SMS or E-mail when the startlist is generated.

In which competition types can you use "Player scoring"?

So far, the function only works for "stroke play" competitions, which makes up 98% of all competition in GolfBox. "Match play" and "Team match play (Ryder Cup)" formats have not yet been developed for Player Scoring, but they will maybe be added at a later date, if the function is being used.



How does the function work?

When enabled, all players will be assigned a unique 7-digit player scoring code when the startlist is generated. If a player enters s.golfbox.dk in a browser on a smartphone and enter his or hers unique code, an entry page automatically opens where the player can enter scores for each player in the same ball. Other players on the same ball also has this option and all players on the same ball can therefore enter results.

The competition administrator can also send the unique code to the players by e-mail and/or SMS. In addition to sending out the normal text with teetimes and playing partners, the administrator can also choose to send the individual player's unique code, as well as a link in which the code is included. The player can then just click on the link in the mail to get to the unique player scoring site.

For players who can access their mail from their smartphone:

- Just click on the link in the mail with your teetime and start entering.

For players who can NOT access their mail from their smartphone:

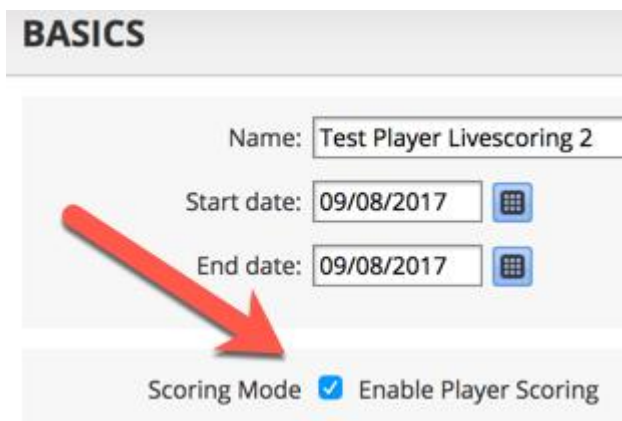
- Write the 7-digit player scoring code on a piece of paper.
- Open an internet browser on your smartphone and go to s.golfbox.dk where you enter the code and start entering.

The entry will automatically open on the specific hole where the player are set to start according to the start list, so if it's a shotgun start and you start at hole no. 3, this is where the scoring starts and the holes 1 and 2 will eventually come in the end.

SETUP

As it will be far from all competitions that are going to use "Player scoring", the function is automatically switched OFF when creating a new competition. In other words, it must be manually turned ON in competitions where it will be used.

You can turn the function on under SETUP - BASICS simply by ticking "Enable Player Scoring".



BASICS

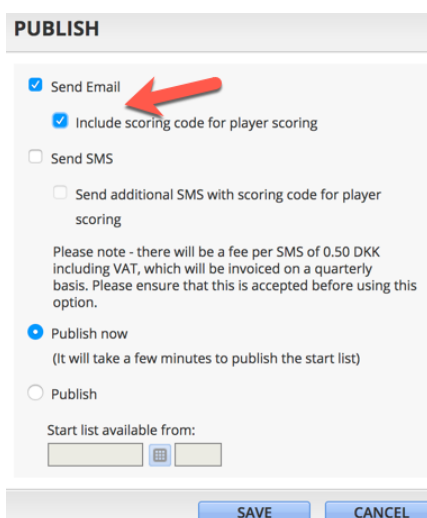
Name: Test Player Livescoring 2

Start date: 09/08/2017

End date: 09/08/2017

Scoring Mode ☒ Enable Player Scoring

Then you just have to continue setting up the competition as usual - and when you publish the start list you will now be able to send the scoring codes to the players by e-mail and / or SMS.



PUBLISH

☒ Send Email

☒ Include scoring code for player scoring

☐ Send SMS

☐ Send additional SMS with scoring code for player scoring

Please note - there will be a fee per SMS of 0.50 DKK including VAT, which will be invoiced on a quarterly basis. Please ensure that this is accepted before using this option.

☒ Publish now
(It will take a few minutes to publish the start list)

☐ Publish

Start list available from:

SAVE CANCEL

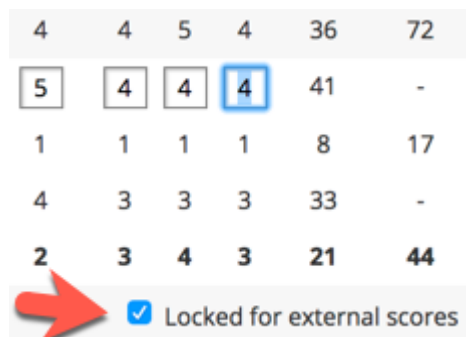
You can also choose to include the scoring codes on the start list report if this is printed and hung up in the clubhouse. Players will then be able to find their scoring codes directly on the start list.

Whether you send the scoring codes when you publish the start list or not, you can send them out at any time. The moment scoring is opened in the competition, you get the opportunity to send the scoring codes in the new menu item under ACTIONS.



Lock scorecards for external scores

Once the players finish their round and the physical scorecards are approved by the organizers, we strongly recommend that you check the box "Locked for external scores". As long as the scorecard is not locked, players can correct their score through player scoring. Locking the scorecard can prevent players from subsequently changing their results.



Once a scorecard has been locked for external scores, the player will then see this information when entering the player scoring page:



PLEASE NOTE ...

... THAT player scoring does NOT replace the physical scorecard - this still needs to be handed in and signed

... THAT it is not necessary for all players in the ball to enter the scores - one is enough and the players can take turn during the round if they wish.

... THAT players can only start entering scores after scoring has been opened in the competition

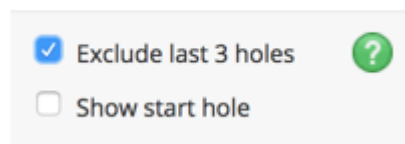
... THAT it will be a good idea, especially the first few times, to inform the players in the competition in advance that player scoring will be used. That way you can avoid confusion. The information may be sent from ENTRIES - SEND E-MAIL / SMS. In the message you are able to send a link to our guide to player scoring from a players point of view. This guide is available here - [Guide to Player Livescoring - From a player's point of view](#)

Tip # 1

By excluding the last 3 scores you are able to keep the excitement until the prize ceremony. For each player, the last 3 hole scores will not be displayed on any public leaderboard including slideshow. The last 3 scores will only be hidden as long as the competition is open for scoring.

SETUP - PUBLISHING - LIVESCORING

Leaderboard



☒ Exclude last 3 holes ?

☐ Show start hole